

FOOTHILLS CLUB WEST HOA
APPROVED PAINT COLORS
REVISED APRIL 2022





The following list of paint colors are approved to be used on all homes within the Foothills Club West HOA regardless of subdivision.











Images below are for reference only and should not be used as color swatch samples. It is highly recommended that homeowner obtain physical paint swatches or samples and view them in the natural lighting of the home prior to making any selections.







All previously dictated color lists are documented in the Appendix A for homeowners reference and may be “grandfathered in” and approved only if it is a repaint of existing faded paint.

Any new paint requests or change in color will be reviewed against his updated current list with the following stipulations:

- All homeowners are given the opportunity to submit paint colors not on this list that are of a neutral tone not deviating far from the general palette of this list.
- Paints submitted that are not on this list are subject to rejection at the discretion of the reviewing Architectural Committee.
- The following list includes Dunn Edwards and Sherwin Williams standard colors. Homeowners are not limited to these brands and color matching across brands will be acceptable.
- All paint selected must be a matte or eggshell finish and it is strongly recommended that it be premium paints which will give better results and won't require as frequent repaints due to sun fading.
- The trim colors listed on page 7-8 are to be used for front doors, shutters, and trims ONLY.








BRAND	COLOR NUMBER	COLOR NAME	REFERENCE IMAGE
Dunn Edwards	DEW342	BABYS BREATH	
Dunn Edwards	DET 653	HISTORIC WHITE	
Dunn Edwards	DEW341	SWISS COFFEE	
Dunn Edwards	DE6204	TRITE WHITE	

BRAND	COLOR NUMBER	COLOR NAME	REFERENCE IMAGE
Dunn Edwards	DEC765	BONE	
Dunn Edwards	DE6225	FOSSIL	
Dunn Edwards	DE6226	FOGGY DAY	
Dunn Edwards	DE6227	MUSLIN	
Dunn Edwards	DE6212	CRISP MUSLIN	
Dunn Edwards	DE6213	FINE GRAIN	
Dunn Edwards	DE6220	POROUS STONE	
Dunn Edwards	DE6206	DESERT SUEDE	
Sherwin Williams	SW6154	NACRE	
Dunn Edwards	DE6205	STUCCO TAN	

BRAND	COLOR NUMBER	COLOR NAME	REFERENCE IMAGE
Sherwin Williams	SW6119	ANTIQUÉ WHITE	
Dunn Edwards	DEC737	JAKARTA	
Dunn Edwards	DEC74	SAHARA	
Dunn Edwards	DE6128	SAND DUNE	
Dunn Edwards	DEC748	OYSTER	
Sherwin Williams	SW6106	KILIM BEIGE	
Dunn Edwards	DEC746	APACHE TAN	
Dunn Edwards	SW7524	DHURRIE BEIGE	
Dunn Edwards	DEC767	RIVERBED	
Dunn Edwards	DEC752	BIRCHWOOD	

BRAND	COLOR NUMBER	COLOR NAME	REFERENCE IMAGE
Dunn Edwards	DE6122	DRY CREEK	
Dunn Edwards	DEC766	STEVEARENO BEIGE	
Dunn Edwards	DEC719	CORAL CLAY	
Dunn Edwards	DEC751	ASH GRAY	
Dunn Edwards	DEC770	DRIFTING	
Dunn Edwards	DEC757	RINCON COVE	
Dunn Edwards	DE6123	TRAIL DUST	
Dunn Edwards	DE6207	EGYPTIAN SAND	
Dunn Edwards	DEC760	DESERT GRAY	
Dunn Edwards	DEC743	HIGH NOON	

BRAND	COLOR NUMBER	COLOR NAME	REFERENCE IMAGE
Dunn Edwards	DEC759	HICKORY	
Dunn Edwards	DE6124	WHOLE WHEAT	
Dunn Edwards	DE6130	WOODED ACRE	
Dunn Edwards	DE6125	CARVED WOOD	
Dunn Edwards	DE6131	TEDDY BEAR	
Dunn Edwards	DE6068	COBBLESTONE PATH	
Dunn Edwards	DEC750	BISON BEIGE	
Dunn Edwards	DET620	BARNWOOD GRAY	
Dunn Edwards	DE6214	PIGEON GRAY	
Dunn Edwards	DE6215	WOODEN PEG	

BRAND	COLOR NUMBER	COLOR NAME	REFERENCE IMAGE
Dunn Edwards	DE6216	BARREL STOVE	
Sherwin Williams	SW7638	JOGGING PATH	
Dunn Edwards	DEC771	SHAGGY BARKED	
Sherwin Williams	SW7546	PRAIRIE GRASS	
Sherwin Williams	SW2845	BUNGLEHOUSE GRAY	
Sherwin Williams	SW7053	ADAPTIVE SHADE	
Dunn Edwards	DE6230	CENTER RIDGE	





TRIM COLORS

(THESE COLORS ARE ONLY TO BE USED FOR FRONT DOORS, SHUTTERS, AND TRIMS)

BRAND	COLOR NUMBER	COLOR NAME	REFERENCE IMAGE
Dunn Edwards	DE6293	VELVET CLOVER	
Dunn Edwards	DE6314	DARK PEWTER	
Dunn Edwards	DE6328	ANCHOR GRAY	
Sherwin Williams	SW7076	CYBERSPACE	
Sherwin Williams	DEA188	BLACK BAY	
Dunn Edwards	DE6322	BLACK LEAD	
Dunn Edwards	DE6329	COVER OF NIGHT	
Sherwin Williams	DE6392	MINK	
Dunn Edwards	DEA187	BLACK	

TRIM COLORS

(THESE COLORS ARE ONLY TO BE USED FOR FRONT DOORS, SHUTTERS, AND TRIMS)

BRAND	COLOR NUMBER	COLOR NAME	REFERENCE IMAGE
Dunn Edwards	DE6350	DARK ENGINE	
Dunn Edwards	DE6378	JET	
Dunn Edwards	DE6377	BOAT ANCHOR	
Dunn Edwards	DE6376	LOOKING GLASS	

APPENDIX A

(THE FOLLOWING LISTS ARE FOR REFERENCE FOR GRANDFATHERED IN REPAINT ONLY)

ALL SUBDIVISIONS EXCEPT:

April 2015

Arizona Greens, Fairway Hills, Privada, Tapestry, and the Vistas

Standard Colors

DE5324	Fine Sand	DEA159	Rich Mocha	DEC718	Mesa Tan
		DEC714	Friar Tuck	DEC760	Desert Gray
		DEC715	Sandal	DEC737	Jakarta
DE6067	Crushed Stone	DEC717	Baked Potato	DEA159	Rich Mocha
DE6068	Cobblestone Path	DEC718	Mesa Tan		
DE6074	Frontier Land	DEC719	Coral Clay	DE6115	Practical Tan
DE6097	Monterey Brown	DEC737	Jakarta	DE6074	Frontier Land
		DEC743	High Noon		
DE6108	English Scone	DEC746	Apache Tan	DEC717	Baked Potato
DE6109	Kraft Paper	DEC747	Sahara	DE6121	Siamese Kitten
DE6110	Warm Hearth	DEC750	Bison Beige	DE6112	Cedar Chest
DE6111	S'mores	DEC752	Birchwood		
DE6112	Cedar Chest	DEC757	Rincon Cove	DE6124	Whole Wheat
DE6115	Practical Tan	DEC758	Cashmere	DEC715	Sandal
DE6117	Colorado Trail	DEC759	Hickory	DE6125	Carved Wood
DE6121	Siamese Kitten	DEC760	Desert Gray	DE6073	New Wool
DE6122	Dry Creek	DEC771	Shaggy Bark	DE6075	Wood Lake
DE6123	Trail Dust				
DE6124	Whole Wheat				
DE6125	Carved Wood				
DE6128	Sand Dune				
DE6130	Wooden Acre				
DE6131	Teddy Bear				
DE6137	Tan Plan				
DE6138	Dark Sepia				
DE6145	Rocky Ridge				
DE6206	Desert Suede				
DE6212	Crisp Muslin				
DE6213	Fine Grain				
DE6214	Pigeon Gray				
DE6215	Wooden Peg				
DE6216	Barrel Stove				
DE6220	Porous Stone				
DE6226	Foggy Day				
DE6227	Muslin				
DE6230	Center Ridge				
DE6231	Shaker Gray				

Suggested Pairings

DE6206	Desert Suede
DE6124	Whole Wheat
DE6109	Kraft Paper
DE6097	Monterey Brown
DE6107	Breakfast Biscuit
DEC719	Coral Clay
DE6068	Cobblestone Path
DEC758	Cashmere
DEC752	Birchwood
DEC750	Bison Beige
DE6117	Colorado Trail
DEC746	Apache Tan
DEA159	Rich Mocha
DE5324	Fine Sand
DEC714	Friar Tuck

APPENDIX A

(THE FOLLOWING LISTS ARE FOR REFERENCE FOR GRANDFATHERED IN REPAINT ONLY)

MONTANA VISTA ORIGINAL PAINT COLORS

ICI COLORS

ICI 461 WRIGHT STONE

ICI 524 PALM SPRINGS TAN

ICI 523 HERON GRAY

ICI 422 SAND MOTIF

ICI 372 TAUPEWOOD

ICI 463 NEUTRAL WHEAT

ICI 370 WOODRUFF

Dunn Edwards Paint Corp.

DEC 750 BISON BEIGE

DE 6215 WOODEN PEG

DEC 771 SHAGGY BARKED

DE 6123 TRAIL DUST

DE 6067 CRUSHED STONE

DEC 750 BISON BEIGE

DEC 759 HICKORY

APPENDIX A

(THE FOLLOWING LISTS ARE FOR REFERENCE FOR GRANDFATHERED IN REPAINT ONLY)

Privada at Foothills Club West

Approved Color Palette

October 2011

Scheme C-1

- | | |
|--|-----------------------|
| 1. DE6122 Dry Creek – Stucco (House Body) | (was Indian Painting) |
| 2. DE6225 Fossil – Window, Garage and Roof Trim | (was White Hiding) |
| 3. DE6123 Trail Dust – Garage Door | (was Sand Motif) |
| 4. DEC749 Linen White – Stucco Accent (Pop-outs) | (was Renoir Bisque) |
| 5. DE6392 Mink – Wrought Iron | (was The Dark Side) |

Scheme C-2A

- | | |
|---|-----------------------|
| 1. DEC766 Steveareno Beige – Stucco (House Body) | (was Castle Rock) |
| 2. DE6225 Fossil – Window, Garage and Roof Trim | (was White Hiding) |
| 3. DEC759 Hickory – Garage Door | (was Medium Taupe) |
| 4. DE6212 Crisp Muslin – Stucco Accent (Pop-outs) | (was Southern Shadow) |
| 5. DE6392 Mink – Wrought Iron | (was The Dark Side) |

Scheme C-2B

- | | |
|--|---------------------|
| 1. DEC766 Steveareno Beige – Stucco (House Body) | (was Castle Rock) |
| 2. DE6225 Fossil – Window, Garage and Roof Trim | (was White Hiding) |
| 3. DEC759 Hickory – Garage Door | (was Medium Taupe) |
| 4. DE6213 Fine Grain – Stucco Accent (Pop-outs) | (was Sand White) |
| 5. DE6392 Mink – Wrought Iron | (was The Dark Side) |

Scheme C-3

- | | |
|---|---------------------|
| 1. DEC751 Ash Gray – Stucco (House Body) | (was Light Taupe) |
| 2. DE6225 Fossil – Window, Garage and Roof Trim | (was White Hiding) |
| 3. DE6067 Crushed Stone – Garage Door | (was Taupewood) |
| 4. DE6057 Raindrops – Stucco Accent (Pop-outs) | (was White Bucks) |
| 5. DE6392 Mink – Wrought Iron | (was The Dark Side) |

Scheme C-4

- | | |
|--|------------------------|
| 1. DE6066 Desert Rock – Stucco (House Body) | (was Au Naturel) |
| 2. DE6225 Fossil – Window, Garage and Roof Trim | (was White Hiding) |
| 3. DEC719 Coral Clay – Garage Door | (was Council Bluff) |
| 4. DE6071 Spooled White – Stucco Accent (Pop-outs) | (was Autumnal Equinox) |
| 5. DE6392 Mink – Wrought Iron | (was The Dark Side) |

Scheme C-5

- | | |
|---|---------------------|
| 1. DE6214 Pigeon Gray – Stucco (House Body) | (was Obelisk) |
| 2. DE6225 Fossil – Window, Garage and Roof Trim | (was White Hiding) |
| 3. DE6214 Pigeon Gray – Garage Door | (was Obelisk) |
| 4. DE6213 Fine Grain – Stucco Accent (Pop-outs) | (was Beachcomber) |
| 5. DE6392 Mink – Wrought Iron | (was The Dark Side) |

APPENDIX A

(THE FOLLOWING LISTS ARE FOR REFERENCE FOR GRANDFATHERED IN REPAINT ONLY)

Scheme C-6

- | | |
|---|---------------------|
| 1. DEC757 Rincon Cove – Stucco (House Body) | (was Soft Neutral) |
| 2. DE6225 Fossil – Window, Garage and Roof Trim | (was White Hiding) |
| 3. DE6123 Trail Dust – Garage Door | (was Sand Motif) |
| 4. DEC748 Oyster – Stucco Accent | (was Alencon Lace) |
| 5. DE6392 Mink – Wrought Iron | (was The Dark Side) |

Scheme W-7

- | | |
|---|-----------------------|
| 1. DEC721 Slopes – Stucco (House Body) | (was Highland Plains) |
| 2. DE6225 Fossil – Window, Garage and Roof Trim | (was White Hiding) |
| 3. DE6144 Graham Cracker – Garage Door | (was Brown Bag) |
| 4. DEC748 Oyster – Stucco Accent (Pop-outs) | (was Alencon Lace) |
| 5. DE6392 Mink – Wrought Iron | (was The Dark Side) |

Scheme W-8

- | | |
|---|------------------------|
| 1. DEC767 Riverbed – Stucco (House Body) | (was Sudan Sand) |
| 2. DE6225 Fossil – Window, Garage and Roof Trim | (was White Hiding) |
| 3. DE6207 Egyptian Sand – Garage Door | (was Palm Springs Tan) |
| 4. DE6205 Stucco Tan – Stucco Accent (Pop-outs) | (was Pillar) |
| 5. DE6392 Mink – Wrought Iron | (was The Dark Side) |

Scheme W-9

- | | |
|---|----------------------|
| 1. DE6214 Pigeon Gray – Stucco (House Body) | (was Obelisk) |
| 2. DE6225 Fossil – Window, Garage and Roof Trim | (was White Hiding) |
| 3. DEC760 Desert Gray – Garage Door | (was Deacon's Bench) |
| 4. DE6213 Fine Grain – Stucco Accent (Pop-outs) | (was Beachcomber) |
| 5. DE6392 Mink – Wrought Iron | (was The Dark Side) |

Scheme W-10

- | | |
|---|-----------------------|
| 1. DEC715 Sandal – Stucco (House Body) | (was Worsted Tan) |
| 2. DE6225 Fossil – Window, Garage and Roof Trim | (was White Hiding) |
| 3. DE6130 Wooded Acre – Garage Door | (was Tantalizing Tan) |
| 4. DEC754 Quicksand – Stucco Accent (Pop-outs) | (was Manilla Tan) |
| 5. DE6392 Mink – Wrought Iron | (was The Dark Side) |

Accent Color Options for Shutters and Door (both shutters and door must be painted the same color)

- | | |
|----------------------------|------------------------------------|
| 1. DEA188 Black Bay | (was Noble Grey) |
| 2. DE6293 Velvet Clover | (was Deep Grayed Green) |
| 3. DE6335 Novelty Navy | (was Deep Cool Grey) |
| 4. DE6328 Anchor Gray | (was Great Grey) |
| 5. DE6322 Black Lead | (was Deep Green) |
| 6. DE6315 Black Pool | (was Blackfeet – Deep Black Green) |
| 7. DE6314 Dark Pewter | (was Deep Gray Green) |
| 8. DE6301 Hidden Forest | (was Northwest Green) |
| 9. DEC750 Bison Beige | (was Grey Tweed) |
| 10. DE6392 Mink | (was Manor House) |
| 11. DE6014 Dark Chocolate | (was Deep Grayed Red & Deep Red) |
| 12. DE6042 Bear in Mind | (was Chocolate Kiss) |
| 13. DE6231 Shaker Gray | (was Loam) |
| 14. DE6294 Midnight Spruce | (was Pendulum) |
| 15. DE6230 Center Ridge | (was Mossy Green) |

APPENDIX A

(THE FOLLOWING LISTS ARE FOR REFERENCE FOR GRANDFATHERED IN REPAINT ONLY)

**** Frazee Paints went out of business, refer to next page for Sherwin Williams crosswalk****

**TAPESTRY AT CLUBWEST
WOODSIDE HOMES**

SCHEME	1A	1B	2A	2B
BASE STUCCO (BIDDY)	SANDAL 9P133	HARVEST TAN 773W	VALLEY RIVER 8P78M	DESERT TURBULENCE 872M
ACCENT (FOR STUCCO TRIM)	DESERT TURBULENCE 872M	MILADOW/LARK 872M	RICKED/TREAL 8A53W	WOOD CRISTALL
FASCIA	LEISA TAN 9P7	MOONS MOOD 8256A	GREENE OLIVE 8958M	1607D BARR BUTTER
Exterior Door Trim Tile - B Exception ONLY GARAGE DOOR & FRONT ENTRY DOOR	6" x 6" Mexican Nook Turned Stone	6" x 6" Mexican Nook Turned Stone	6" x 6" MARI DUAL Turned Stone	6" x 6" MARI DUAL Turned Stone
OAK FRONT ENTRY DOOR				
ROOF TILE - HANSON - "S" TILE	Hanson W5014 "Vendur" rough flat tile	Hanson W5014 "Vendur" rough flat tile	Hanson 81513 "LALIB" smooth flat tile	Hanson 81513 "LALIB" smooth flat tile
STONE VENEER	CSV-2094 CHARDONNAY SOUTHERN LEDGESTONE OR CSV-2096 BUCKS COUNTY LEDGESTONE	CSV-2094 CHARDONNAY SOUTHERN LEDGESTONE OR CSV-2096 BUCKS COUNTY LEDGESTONE	CSV-2094 CHARDONNAY SOUTHERN LEDGESTONE OR CSV-2096 BUCKS COUNTY LEDGESTONE	CSV-2094 CHARDONNAY SOUTHERN LEDGESTONE OR CSV-2096 BUCKS COUNTY LEDGESTONE
SCHEME	3A	3B	4A	4B
BASE STUCCO (BIDDY)	WILDCAT 8714M	COFFEE SPERMUS 824D	KINDLING WOOD 8713W	JANICHA 8256A
ACCENT (FOR STUCCO TRIM)	BAJA BRIDE 825	STACHPEN 8751W	BARK MULCH 8754M	AMBER WAVES 8243M
FASCIA	BOHEMIAN 837	TOKOPHONS FAURE 8754D	MOORE POINT 8715D	BAMBUSTER WHITE 8760W
Exterior Door Trim Tile - B Exception ONLY GARAGE DOOR & FRONT ENTRY DOOR	6" x 6" MARI DUAL Turned Stone	6" x 6" Mexican Nook Turned Stone	6" x 6" MARI DUAL Turned Stone	6" x 6" Mexican Nook Turned Stone
OAK FRONT ENTRY DOOR				
ROOF TILE - HANSON - "S" TILE	Hanson 81541 "Sara Clay" smooth flat tile	Hanson 81541 "Sara Clay" smooth flat tile	Hanson W5468 "Coronado Blend" rough flat tile	Hanson W5468 "Coronado Blend" rough flat tile
STONE VENEER	CSV-2094 CHARDONNAY SOUTHERN LEDGESTONE OR CSV-2096 BUCKS COUNTY LEDGESTONE	CSV-2094 CHARDONNAY SOUTHERN LEDGESTONE OR CSV-2096 BUCKS COUNTY LEDGESTONE	CSV-2094 CHARDONNAY SOUTHERN LEDGESTONE OR CSV-2096 BUCKS COUNTY LEDGESTONE	CSV-2094 CHARDONNAY SOUTHERN LEDGESTONE OR CSV-2096 BUCKS COUNTY LEDGESTONE
FRAZEE PAINT 8760	WASHABLE FLAT - "KOEENX SWISS COFFEE"			
INTERIOR FLAT PAINT				
INTERIOR SEMI-GLOSS ENAMEL				
FENCES	POFATRO SKIN			

Revised:
7/14/06 Add ext. door trim tile - B excep. Only
1/11/05 Changed to Hanson stone tile mfg. manufacturers
6/22/05 Changed to Hanson tile mfg. manufacturers

Distibuted To:
Adamo Bros., Keith B., Sales
San Tin Roofing, Hanson Tile
San Tin Roofing, Hanson Tile

Distribution List: Superintendent, Sales, Subdivision Book, Painter, Roker, Stone Veneer

APPENDIX A

(THE FOLLOWING LISTS ARE FOR REFERENCE FOR GRANDFATHERED IN REPAINT ONLY)

Tapestry Cross Walk Frazee Paint Colors to Sherwin Williams

Old (Frazee)

New (Sherwin Williams)

Sandal SP 133

SW6101 Sands of Time

Desert Tumbleweed 8723M

SW7524 Dhurrie Beige

Mesa Tan SP7

SW7522 Meadowlark

Harvest Tan 7753M

SW7687 August Moon

Meadowlark 8724M

SW6101 Sands of Time

Monks Hood 8285A

SW7705 Wheat Penny

Muddy River 8674M

SW7546 Prairie Grass

Rugged Trail 8663W

SW7638 Jogging Path

Green Olive 8656N

SW6167 Garden Gate

Desert Tumbleweed 8723M

SW7524 Dhurrie Beige

Gristmill 8665D

SW7053 Adaptive Shade

Barn Rafter 8507D

SW7514 Foothills

Wildcat 8714M

SW7633 Taupe Tone

Baja Beige 525

SW7548 Portico

Bordeaux 537

SW6033 Bateau Brown

Copper Springs 8244D

SW7718 Oak Creek

Staghorn 8731W

SW7517 China Doll

Tomorrow's Taupe 8754D

SW7502 Dry Dock

Kindling Wood 8713W

SW6079 Diverse Beige

Bark Mulch 8734M

SW7519 Mexican Sand

Moose Point 8715D

SW7039 Virtual Taupe

Jamocho 8255D

SW7715 Pottery Urn

Amber Waves 8143M

SW7720 Deer Valley

Barrister White 8740W

SW6336 Nearly Peach

APPENDIX A

(THE FOLLOWING LISTS ARE FOR REFERENCE FOR GRANDFATHERED IN REPAINT ONLY)

FAIRWAY HILLS

Color Scheme A

- DEC754 Quicksand (formerly 459 Nutmeat) – Body
- DEC766 Steveareno Beige (formerly ¼ PC2540) – Trim
- DEC717 Baked Potato (formerly Q3-19D Dry Earth) – Front Door

Color Scheme B

- DEC720 Cliff's View (formerly #35 Mushroom) – Body
- DE6109 Kraft Paper (formerly 8263) – Trim
- DEC750 Bison Beige (formerly ½ PC2540) – Front Door

Color Scheme C

- DEC770 Drifting (formerly Birch Gray) – Body
- DE6292 Stone Craft (formerly Himalaya) – Trim
- DE6293 Velvet Clover (formerly Cornish Coast) – Front Door

Color Scheme D

- DE6215 Wooden Peg (formerly ½ Bison Beige) – Body
- DEC750 Bison Beige (formerly PC2540) – Trim
- DE6230 Center Ridge (formerly Mistletoe) – Front Door

Color Scheme E

- DEC747 Sahara (formerly ½ Marsh Thistle) – Body
- DE6068 Cobblestone Path (formerly PC2280) – Trim
- DE6215 Wooden Peg (formerly Beaverwood) – Front Door

Color Scheme F

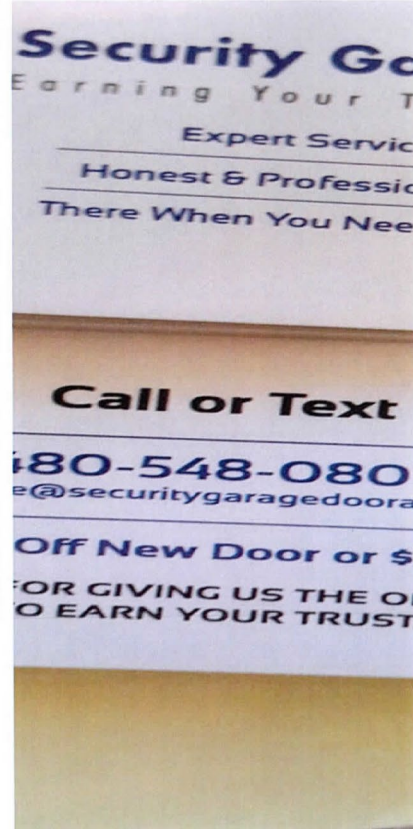

- DEC751 Ash Gray (formerly ¼ Monterey Gray) – Body
- DE6039 Monsoon (formerly T132-5) – Trim
- DE6068 Cobblestone Path (formerly Monterey Gray) – Front Door

Color Scheme G

- DEC759 Hickory (formerly SP147 Truffle) – Body
- DE6061 River Rocks (formerly Risa) – Trim
- DE6076 Wandering Road (formerly Zebra Agate) – Front Door

APPENDIX A

(THE FOLLOWING LISTS ARE FOR REFERENCE FOR GRANDFATHERED IN REPAINT ONLY)



FCM
WROUGHT IRON
GATE PAINT
PROVIDED BY OWNER
WHO PAINT MATCHED.
SEPT. 2017

APPENDIX A

(THE FOLLOWING LISTS ARE FOR REFERENCE FOR GRANDFATHERED IN REPAINT ONLY)

WHISTLING ROCK

FOOTHILLS CLUB WEST

Exterior Color Schemes

Scheme #1

Stone Fascia: Fog Southern LedgeStone – CSV #2028
Roof Tile: WS-4725 (Pioneer Tile)
Dunn Edwards Paint: **DEC766 Steveareno Beige** (formerly SP220 Sonora Gray)
DEC6228 Play on Gray (formerly S402M Putty, Frazee color)

Scheme #2

Stone Fascia: Bucks County Southern LedgeStone – CSV #2056
Roof Tile: WS-460 (Pioneer Tile)
Dunn Edwards Paint: **DEC719 Coral Clay** (formerly DE3024 Solid Granite)
DEC750 Bison Beige (formerly DE1057 Tumbleweed)

Scheme #3

Stone Fascia: Walnut Southern LedgeStone – CSV #2027
Roof Tile: WS-443 (Pioneer Tile)
Dunn Edwards Paint: **DEC717 Baked Potato** (formerly DE3207 Baked Potato)
DET692 Kiln Dried (formerly DE1053 Crock Full)

Revised June 2016

APPENDIX A

(THE FOLLOWING LISTS ARE FOR REFERENCE FOR GRANDFATHERED IN REPAINT ONLY)

VISTAS I & II Custom Paint Colors Schemes April 2016

By Dunn Edwards

(Use Flat paint on house stucco)

(Warner & Elliot Loop store has the Custom Color info)

(Use Eggshell paint on garage door, front door, utility door and wood door trim only)

Color Scheme 1 - Taupe (Replaces PC2280)

CWV Taupe 1 - Coved Eaves, pop-outs (elevation A, B, C) on each side of garage door, windows, arches above entrance and windows.

CWV Taupe 2 - Exterior Body.

CWV Taupe 3 - Bottom pop-outs and some windows (different elevations), (Eggshell paint only - All doors - garage, front, utility and wood door trim).

Color Scheme 2 - Khaki (Replaces Hawk Brown)

CWV Khaki 1 - Coved Eaves, pop-outs (elevation A, B, C) on each side of garage door, windows, arches above entrance and windows.

CWV Khaki 2 - Exterior Body.

CWV Khaki 3 - Bottom pop-outs and some windows (different elevations), (Eggshell paint only - All doors - garage, front, utility and wood door trim).

Color Scheme 3 - Pebble (Replaces Crock Full)

CWV Pebble 1 - Coved Eaves, pop-outs (elevation A, B, C) on each side of garage door, windows, arches above entrance and windows.

CWV Pebble 2 - Exterior Body

CWV Pebble 3 - Bottom pop-outs and some windows (different elevations), (Eggshell paint only - All doors - garage, front, utility and wood door trim).

Color Scheme 4 - Dune (Replaces Wild Rone)

CWV Dune 1 - Coved Eaves, pop-outs (elevation A, B, C) on each side of garage door, windows, arches above entrance and windows.

CWV Dune 2 - Exterior Body

CWV Dune 3 - Bottom pop-outs and some windows (different elevations), (Eggshell paint only - All doors - garage, front, utility and wood door trim).

Color Scheme 5 - Puddy (Replaces Sandal)

CWV Puddy 1 - Coved Eaves, pop-outs (elevation A, B, C) on each side of garage door, windows, arches above entrance and windows.

CWV Puddy 2 - Exterior Body

CWV Puddy 3 - Bottom pop-outs and some windows (different elevations), (Eggshell paint only - All doors - garage, front, utility and wood door trim).

Color Scheme 6 - Clay (Replaces Cliff Brown)

CWV Clay 1 - Coved Eaves, pop-outs (elevation A, B, C) on each side of garage door, windows, arches above entrance and windows.

CWV Clay 2 - Exterior Body

CWV Clay 3 - Bottom pop-outs and some windows (different elevations), (Eggshell paint only - All doors - garage, front, utility and wood door trim).

Color Scheme 7 - Stone (Replaces Frontier Tan, Bark Mulch and Wild Country)

CWV Stone 1 - Coved Eaves, pop-outs (elevation A, B, C) on each side of garage door, windows, arches above entrance and windows.

CWV Stone 2 - Exterior Body

CWV Stone 3 - Bottom pop-outs and some windows (different elevations), (Eggshell paint only - All doors - garage, front, utility and wood door trim).

Color Scheme 8 - Brick (Replaces Brickdust, Polish Oak and Kayak Brown)

CWV Brick 1 - Coved Eaves, pop-outs (elevation A, B, C) on each side of garage door, windows, arches above entrance and windows.

CWV Brick 2 - Exterior Body

CWV Brick 3 - Bottom pop-outs and some windows (different elevations), (Eggshell paint only - All doors - garage, front, utility and wood door trim).