

**Santa Fe Ridge**

**HOA**

**Paint**

**Specifications**

# **Table of Contents**

- 1. Dunn-Edwards Color Chips ... Page 3**
- 2. Old Frazee colors converted to Dunn-Edwards Color Chips ... Page 11**
- 3. Do's and Don'ts ... Page 14**
- 4. Exterior Paint, Roofing & Bump-Outs . Page 21**
- 5. Block Wall Painting Specifications ... Page 22**
- 6. Architectural Request Form ... Page 25**

# **Santa Fe Ridge**

## **Approved Exterior Color Palette**

**[www.santaferidgehoa.com](http://www.santaferidgehoa.com)**

**Note:** For all color schemes, Only one **"body option"** and one **"trim option"** may be selected. Intermingling of color schemes is not permitted.

An **"Architectural Request "** must be submitted and approved prior to any painting of your home, even if you are using the exact same colors.

**Note:** Color may vary slightly from a color chip or container to container. Color may also vary from computer to computer screen. Check for correct color match and confirm color before application. The following colors are Dunn Edwards Paint colors.

Scheme 1



Scheme 2



Scheme 3



Scheme 4



Scheme 5



Scheme 6



Scheme 7



Scheme 8



Scheme 9



Scheme 10



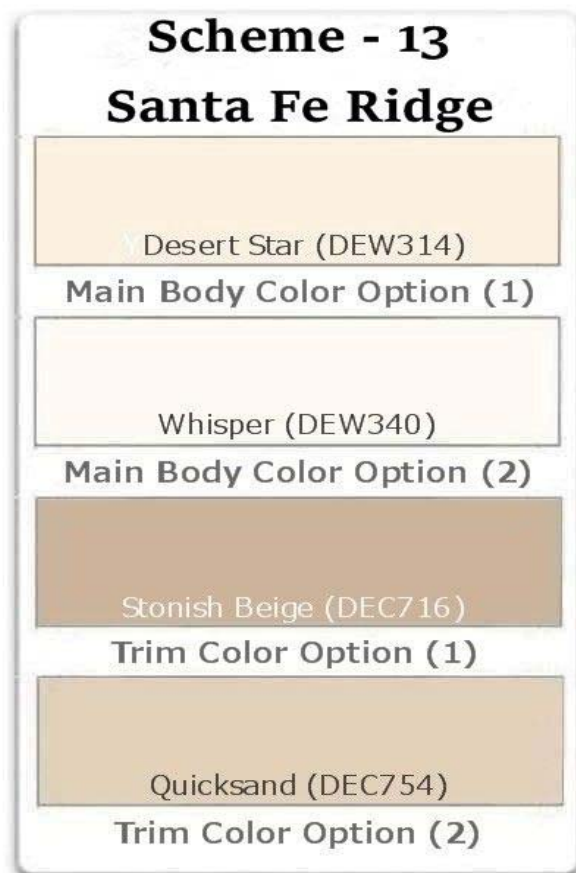
Scheme 11



Scheme 12



Scheme 13



Scheme 14



Scheme 15



Scheme 16





Scheme 17



Scheme 18



Scheme 19



Scheme 20



Scheme 21



Scheme 22

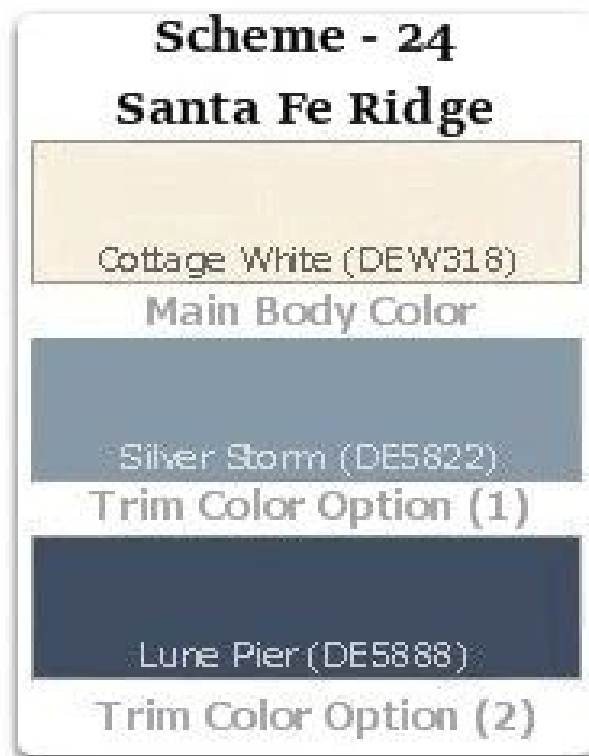


**Note:** The following colors were converted from the original “Frazee” colors to the Dunn-Edwards equivalent colors.

Scheme 23



Scheme 24



Scheme 25



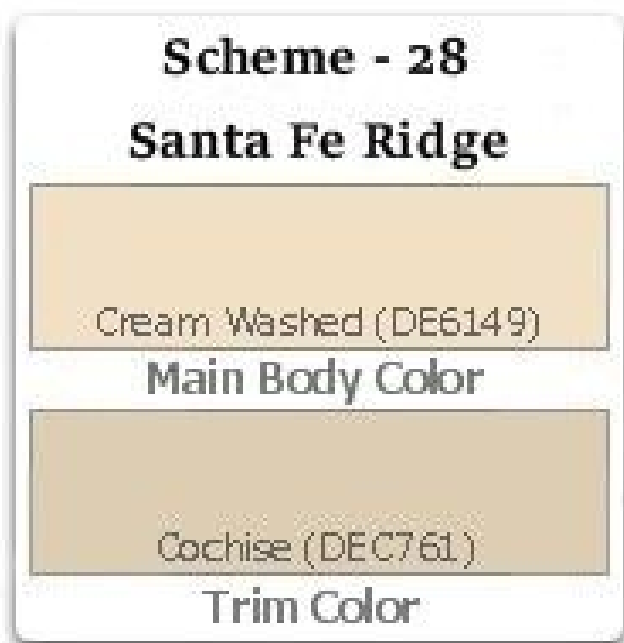
Scheme 26



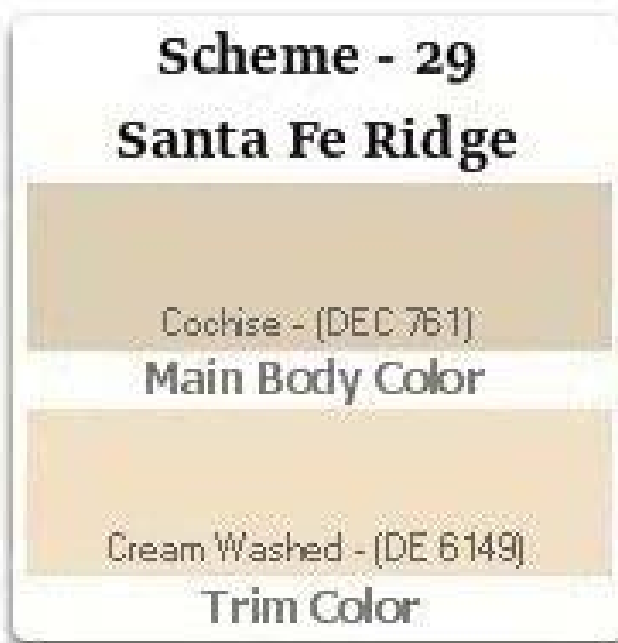
Scheme 27



Scheme 28



Scheme 29



Scheme 30



Scheme 31



## Scheme 32

DE 6345 Sparkling Frost

DE6345  
Sparkling Frost

DE 6346 Silver Springs

DE6346  
Silver Springs

DE 6361 Baby Seal

DE6361  
Baby Seal

591

## Scheme 33

DE 6366 Silver Spoon

DE6366  
Silver Spoon

DE 6367 Covered in Platinum

DE6367  
Covered in Platinum

DE 6346 Silver Springs

DE6346  
Silver Springs

# **Do's and Don'ts**

**The following photographs are offered to provide clarification on what and what's not acceptable when painting your home.**

**The Santa Fe Ridge HOA provides one of the most extensive paint color choices available of any HOA in the valley.**

**We have provided this to insure conformability in our Community but also allow individuality of the Homeowner.**





**Do** — The eave should be completely painted to match the Trim Color.



**Don't** — Painting only the Trim Face is unacceptable.





**Do** — Here is a beautiful example of scheme 12. Note the bump outs are painted on all three sides.



**Don't** — The homeowner used three colors in place of the allowed two colors referenced in the CC&R code indicating only Two.



**Do** — Here is another example using the approved two color scheme. Bump outs are to be painted on all three sides.



**Don't** — Not following the approved color schemes, this home owner used four colors in place of the standard two.



**Don't-** Garage door must be paint same color as body or trim. It is the owners choice.



**Don't —** The garage door and trim are scheme 12, However the Homeowner added a third main body color.





**Don't** — Bump outs must be painted on all three sides, not just the front as shown above.



**Don't** — Louvers must be painted the same as the Main Body color or the Trim color.



**Don't** — Gates may be painted either the same as the Main Body, Trim Color, or Natural wood. Natural Wood Gates must be sealed.



**Don't** — The porch supports Must be painted to match the trim of the house..

# Exterior Paint, Roofing, Bump-Outs & Block Walls

**Any changes to or replacement of roofing must be submitted to the Architectural Review Committee for approval. In general, the color of roofing should compliment the exterior color scheme of the house.**

- 1. Exterior Paint —** Gloss paint may not be used on either the base or trim of your home. Flat paint should be used on the base of the house and either flat or satin should be used for the trim. Gloss paint is allowed on entry doors. Natural wood entry doors need not be painted, but should be stained and sealed.

**Note:** Garage Doors and Side Doors must be painted the same color as the house base paint or trim color. Front Entry Doors must be painted to match the House Trim Color.

- 2. Drip Edge —** Must be White, Brown, or painted the same as the trim color to maintain the overall appearance of the house.

**Note:** At no time may the Drip Edge remain unfinished or left in bare metal condition.

- 3. Roof Jacks & Vents —** Must be painted White, Gray, Brown, or the same as the house trim color. Whichever is most complimentary to the roof and overall appearance of the property.

# Exterior Paint, Roofing, Bump-Outs & Block Walls

## 3. Roof Jacks & Vents continued —

**Note:** Any roofing contractor signage must be removed from the property upon completion of the roofing work.

## 4. Bump-Outs — May be painted to match the homes “base” or “trim” colors only. A third accent color is not allowed.

**Note:** All three sides of the Bump-Outs must be painted.

## 5. Block Walls — Block Walls where significant degradation and discoloration have occurred to the wall, it is Recommended using Dunn-Edwards Custom Color located on page 21.

**For general painting of Block Walls use DE6124.**



**Note:** Stucco Covered Block Walls must be painted to match the homes “Base” color only. A third Accent Color is not allowed.

**Print the Custom Color Card below and present it to any  
Dunn –Edwards store for the correct Wall Block color.**

<b>Customer Custom Color Re-Order Card</b>
<b><u>Directions:</u></b> <i>Present this card at any Dunn-Edwards when placing an additional order for this custom color.</i>
<b>Dunn Edwards</b> 033 13:13 8/24/2015 BELL ROAD  SANTA FE RIDGE SSHL30-0 SPRTASHLD EX E/S 1 Gallon M Y Notation /48 04: 2 Y+ 34.313 08: 0 Y+ 28.438 13: 0 Y+ 26.094 REX PELLERAN  <small>Custom Tinted Paint - Not Returnable for Exchange or Refund Color may vary slightly from a color chip or container to container. Check for correct color match and confirm color before application. Dunn-Edwards accepts no responsibility for any mis-matched paint after it has been applied</small>





Gate with painted block next to stained unpainted wall.



Wall (right) with painted block next to stained unpainted wall.