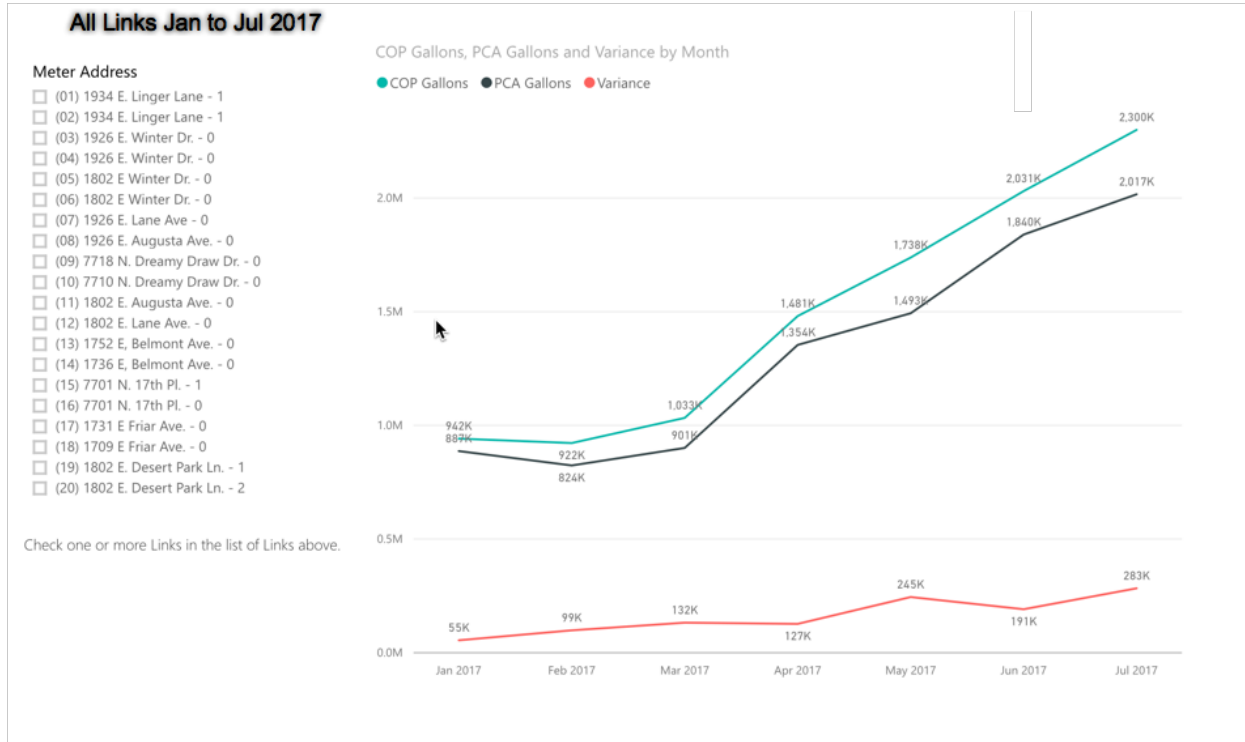


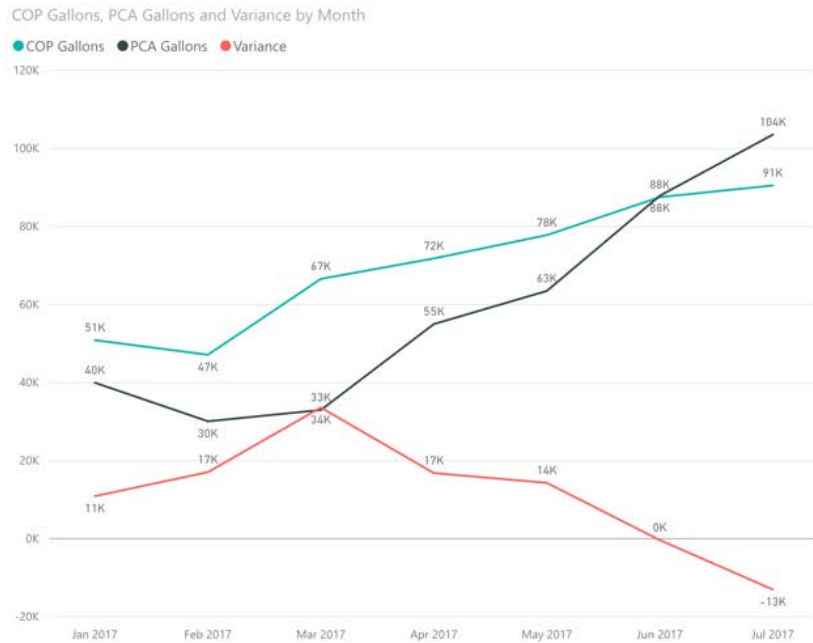
Water Usage Graphs for 2017 by Link



Link 1 Jan to July 2017

- Meter Address
- (01) 1934 E. Linger Lane - 1
 - (02) 1934 E. Linger Lane - 1
 - (03) 1926 E. Winter Dr. - 0
 - (04) 1926 E. Winter Dr. - 0
 - (05) 1802 E Winter Dr. - 0
 - (06) 1802 E Winter Dr. - 0
 - (07) 1926 E. Lane Ave - 0
 - (08) 1926 E. Augusta Ave. - 0
 - (09) 7718 N. Dreamy Draw Dr. - 0
 - (10) 7710 N. Dreamy Draw Dr. - 0
 - (11) 1802 E. Augusta Ave. - 0
 - (12) 1802 E. Lane Ave. - 0
 - (13) 1752 E. Belmont Ave. - 0
 - (14) 1736 E. Belmont Ave. - 0
 - (15) 7701 N. 17th Pl. - 1
 - (16) 7701 N. 17th Pl. - 0
 - (17) 1731 E Friar Ave. - 0
 - (18) 1709 E Friar Ave. - 0
 - (19) 1802 E. Desert Park Ln. - 1
 - (20) 1802 E. Desert Park Ln. - 2

Check one or more Links in the list of Links above.



Water Usage Graphs for 2017 by Link

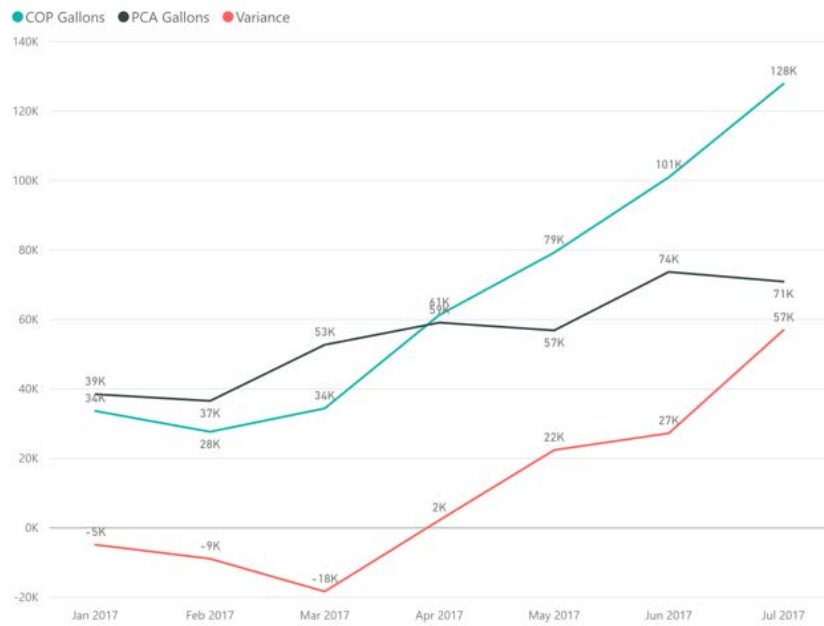
Link 2 Jan to Jul 2017

Meter Address

- (01) 1934 E. Linger Lane - 1
- (02) 1934 E. Linger Lane - 1
- (03) 1926 E. Winter Dr. - 0
- (04) 1926 E. Winter Dr. - 0
- (05) 1802 E Winter Dr. - 0
- (06) 1802 E Winter Dr. - 0
- (07) 1926 E. Lane Ave - 0
- (08) 1926 E. Augusta Ave. - 0
- (09) 7718 N. Dreamy Draw Dr. - 0
- (10) 7710 N. Dreamy Draw Dr. - 0
- (11) 1802 E. Augusta Ave. - 0
- (12) 1802 E. Lane Ave. - 0
- (13) 1752 E. Belmont Ave. - 0
- (14) 1736 E. Belmont Ave. - 0
- (15) 7701 N. 17th Pl. - 1
- (16) 7701 N. 17th Pl. - 0
- (17) 1731 E Friar Ave. - 0
- (18) 1709 E Friar Ave. - 0
- (19) 1802 E. Desert Park Ln. - 1
- (20) 1802 E. Desert Park Ln. - 2

Check one or more Links in the list of Links above.

COP Gallons, PCA Gallons and Variance by Month



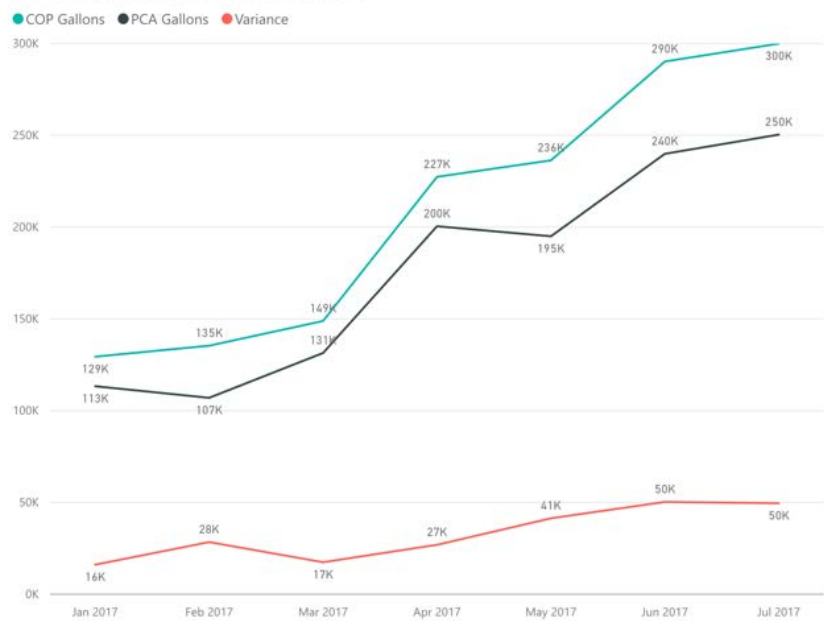
Link 3/4 Jan to July 2017

Meter Address

- (01) 1934 E. Linger Lane - 1
- (02) 1934 E. Linger Lane - 1
- (03) 1926 E. Winter Dr. - 0
- (04) 1926 E. Winter Dr. - 0
- (05) 1802 E Winter Dr. - 0
- (06) 1802 E Winter Dr. - 0
- (07) 1926 E. Lane Ave - 0
- (08) 1926 E. Augusta Ave. - 0
- (09) 7718 N. Dreamy Draw Dr. - 0
- (10) 7710 N. Dreamy Draw Dr. - 0
- (11) 1802 E. Augusta Ave. - 0
- (12) 1802 E. Lane Ave. - 0
- (13) 1752 E. Belmont Ave. - 0
- (14) 1736 E. Belmont Ave. - 0
- (15) 7701 N. 17th Pl. - 1
- (16) 7701 N. 17th Pl. - 0
- (17) 1731 E Friar Ave. - 0
- (18) 1709 E Friar Ave. - 0
- (19) 1802 E. Desert Park Ln. - 1
- (20) 1802 E. Desert Park Ln. - 2

Check one or more Links in the list of Links above.

COP Gallons, PCA Gallons and Variance by Month



Water Usage Graphs for 2017 by Link

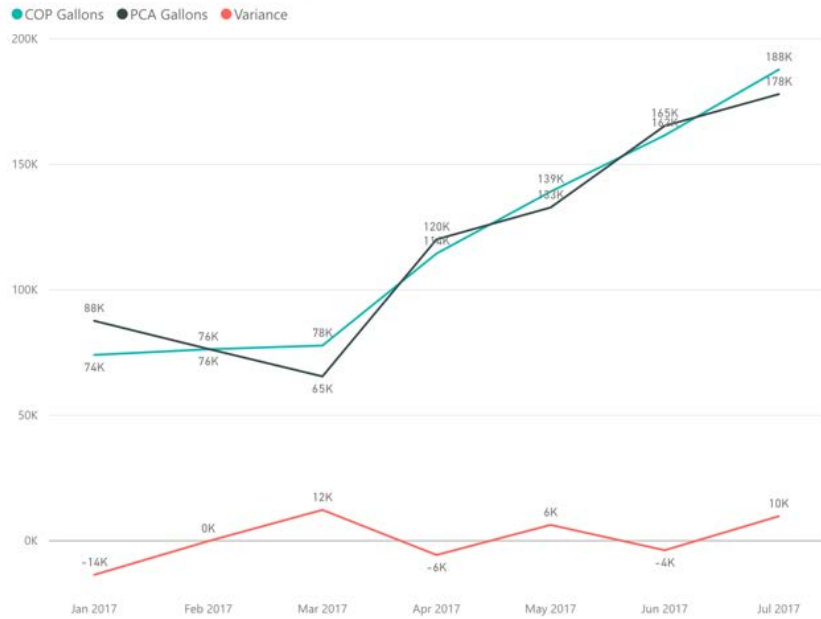
Link 5 Jan to Jul 2017

Meter Address

- (01) 1934 E. Linger Lane - 1
- (02) 1934 E. Linger Lane - 1
- (03) 1926 E. Winter Dr. - 0
- (04) 1926 E. Winter Dr. - 0
- (05) 1802 E Winter Dr. - 0
- (06) 1802 E Winter Dr. - 0
- (07) 1926 E. Lane Ave - 0
- (08) 1926 E. Augusta Ave. - 0
- (09) 7718 N. Dreamy Draw Dr. - 0
- (10) 7710 N. Dreamy Draw Dr. - 0
- (11) 1802 E. Augusta Ave. - 0
- (12) 1802 E. Lane Ave. - 0
- (13) 1752 E. Belmont Ave. - 0
- (14) 1736 E. Belmont Ave. - 0
- (15) 7701 N. 17th Pl. - 1
- (16) 7701 N. 17th Pl. - 0
- (17) 1731 E Friar Ave. - 0
- (18) 1709 E Friar Ave. - 0
- (19) 1802 E. Desert Park Ln. - 1
- (20) 1802 E. Desert Park Ln. - 2

Check one or more Links in the list of Links above.

COP Gallons, PCA Gallons and Variance by Month



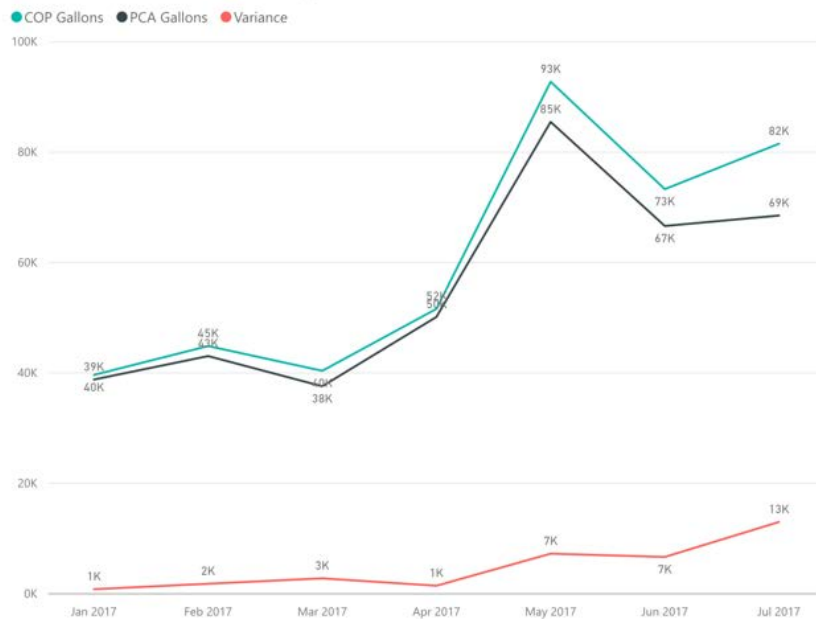
Link 6 Jan to Jul 2017

Meter Address

- (01) 1934 E. Linger Lane - 1
- (02) 1934 E. Linger Lane - 1
- (03) 1926 E. Winter Dr. - 0
- (04) 1926 E. Winter Dr. - 0
- (05) 1802 E Winter Dr. - 0
- (06) 1802 E Winter Dr. - 0
- (07) 1926 E. Lane Ave - 0
- (08) 1926 E. Augusta Ave. - 0
- (09) 7718 N. Dreamy Draw Dr. - 0
- (10) 7710 N. Dreamy Draw Dr. - 0
- (11) 1802 E. Augusta Ave. - 0
- (12) 1802 E. Lane Ave. - 0
- (13) 1752 E. Belmont Ave. - 0
- (14) 1736 E. Belmont Ave. - 0
- (15) 7701 N. 17th Pl. - 1
- (16) 7701 N. 17th Pl. - 0
- (17) 1731 E Friar Ave. - 0
- (18) 1709 E Friar Ave. - 0
- (19) 1802 E. Desert Park Ln. - 1
- (20) 1802 E. Desert Park Ln. - 2

Check one or more Links in the list of Links above.

COP Gallons, PCA Gallons and Variance by Month



Water Usage Graphs for 2017 by Link

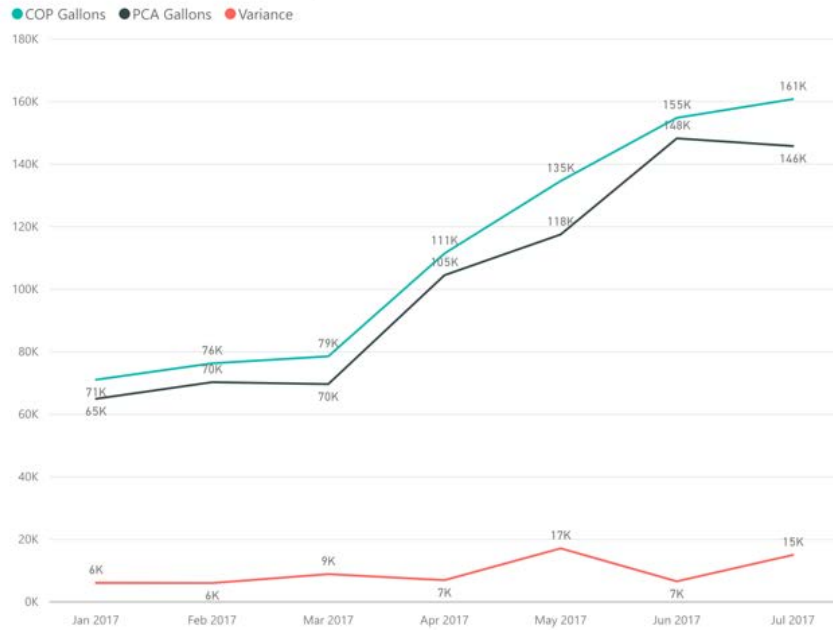
Link 7 Jan to Jul 2017

Meter Address

- (01) 1934 E. Linger Lane - 1
- (02) 1934 E. Linger Lane - 1
- (03) 1926 E. Winter Dr. - 0
- (04) 1926 E. Winter Dr. - 0
- (05) 1802 E Winter Dr. - 0
- (06) 1802 E Winter Dr. - 0
- (07) 1926 E. Lane Ave - 0
- (08) 1926 E. Augusta Ave. - 0
- (09) 7718 N. Dreamy Draw Dr. - 0
- (10) 7710 N. Dreamy Draw Dr. - 0
- (11) 1802 E. Augusta Ave. - 0
- (12) 1802 E. Lane Ave. - 0
- (13) 1752 E. Belmont Ave. - 0
- (14) 1736 E. Belmont Ave. - 0
- (15) 7701 N. 17th Pl. - 1
- (16) 7701 N. 17th Pl. - 0
- (17) 1731 E Friar Ave. - 0
- (18) 1709 E Friar Ave. - 0
- (19) 1802 E. Desert Park Ln. - 1
- (20) 1802 E. Desert Park Ln. - 2

Check one or more Links in the list of Links above.

COP Gallons, PCA Gallons and Variance by Month



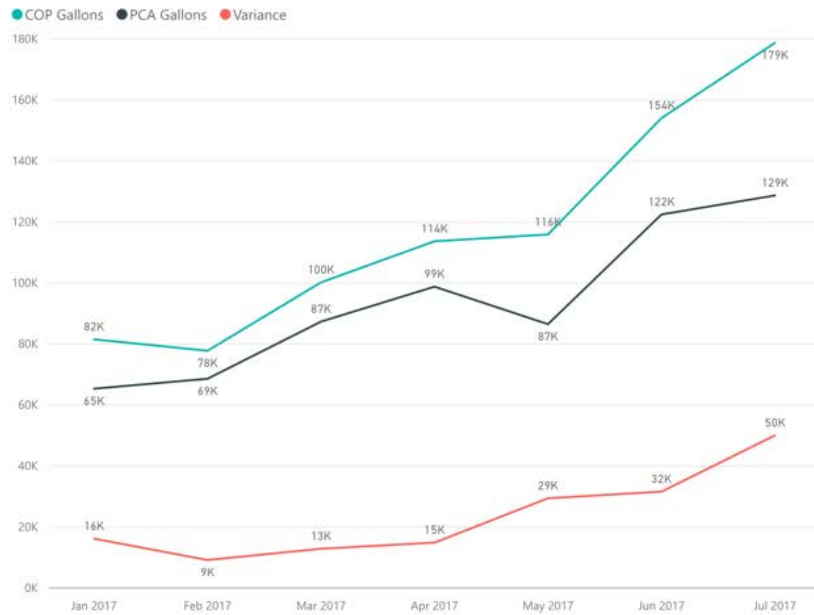
Link 8 Jan to Jul 2017

Meter Address

- (01) 1934 E. Linger Lane - 1
- (02) 1934 E. Linger Lane - 1
- (03) 1926 E. Winter Dr. - 0
- (04) 1926 E. Winter Dr. - 0
- (05) 1802 E Winter Dr. - 0
- (06) 1802 E Winter Dr. - 0
- (07) 1926 E. Lane Ave - 0
- (08) 1926 E. Augusta Ave. - 0
- (09) 7718 N. Dreamy Draw Dr. - 0
- (10) 7710 N. Dreamy Draw Dr. - 0
- (11) 1802 E. Augusta Ave. - 0
- (12) 1802 E. Lane Ave. - 0
- (13) 1752 E. Belmont Ave. - 0
- (14) 1736 E. Belmont Ave. - 0
- (15) 7701 N. 17th Pl. - 1
- (16) 7701 N. 17th Pl. - 0
- (17) 1731 E Friar Ave. - 0
- (18) 1709 E Friar Ave. - 0
- (19) 1802 E. Desert Park Ln. - 1
- (20) 1802 E. Desert Park Ln. - 2

Check one or more Links in the list of Links above.

COP Gallons, PCA Gallons and Variance by Month



Water Usage Graphs for 2017 by Link

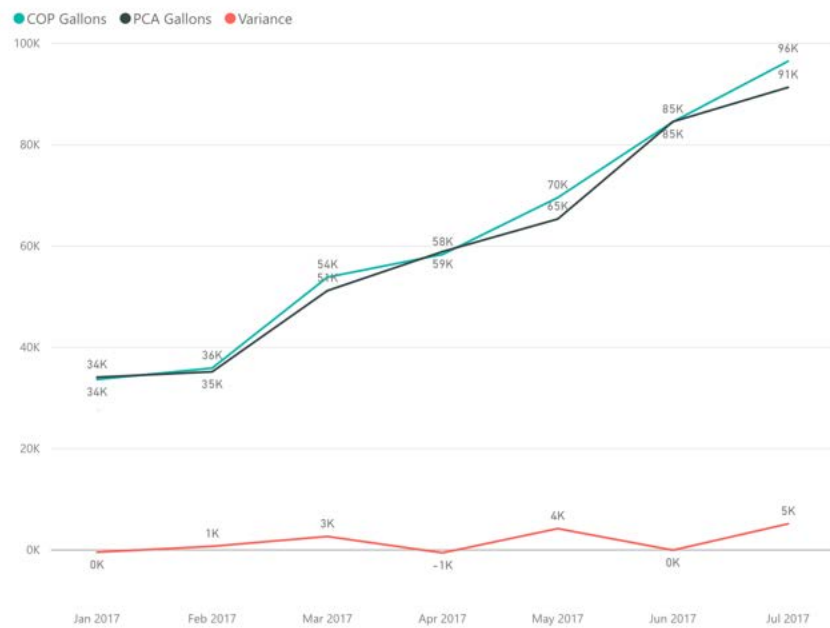
Link 9 Jan to Jul 2017

Meter Address

- (01) 1934 E. Linger Lane - 1
- (02) 1934 E. Linger Lane - 1
- (03) 1926 E. Winter Dr. - 0
- (04) 1926 E. Winter Dr. - 0
- (05) 1802 E Winter Dr. - 0
- (06) 1802 E Winter Dr. - 0
- (07) 1926 E. Lane Ave - 0
- (08) 1926 E. Augusta Ave. - 0
- (09) 7718 N. Dreamy Draw Dr. - 0
- (10) 7710 N. Dreamy Draw Dr. - 0
- (11) 1802 E. Augusta Ave. - 0
- (12) 1802 E. Lane Ave. - 0
- (13) 1752 E. Belmont Ave. - 0
- (14) 1736 E. Belmont Ave. - 0
- (15) 7701 N. 17th Pl. - 1
- (16) 7701 N. 17th Pl. - 0
- (17) 1731 E Friar Ave. - 0
- (18) 1709 E Friar Ave. - 0
- (19) 1802 E. Desert Park Ln. - 1
- (20) 1802 E. Desert Park Ln. - 2

Check one or more Links in the list of Links above.

COP Gallons, PCA Gallons and Variance by Month



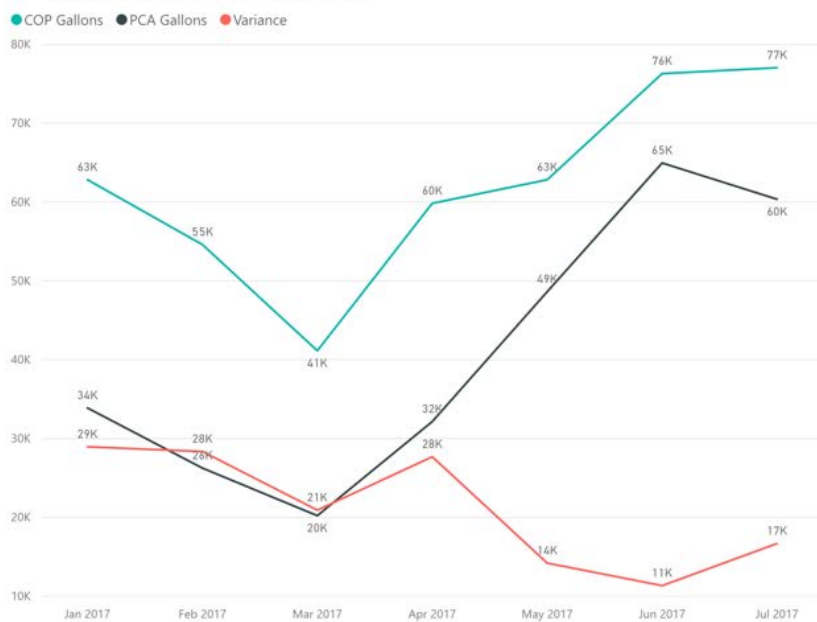
Link 10 Jan to Jul 2017

Meter Address

- (01) 1934 E. Linger Lane - 1
- (02) 1934 E. Linger Lane - 1
- (03) 1926 E. Winter Dr. - 0
- (04) 1926 E. Winter Dr. - 0
- (05) 1802 E Winter Dr. - 0
- (06) 1802 E Winter Dr. - 0
- (07) 1926 E. Lane Ave - 0
- (08) 1926 E. Augusta Ave. - 0
- (09) 7718 N. Dreamy Draw Dr. - 0
- (10) 7710 N. Dreamy Draw Dr. - 0
- (11) 1802 E. Augusta Ave. - 0
- (12) 1802 E. Lane Ave. - 0
- (13) 1752 E. Belmont Ave. - 0
- (14) 1736 E. Belmont Ave. - 0
- (15) 7701 N. 17th Pl. - 1
- (16) 7701 N. 17th Pl. - 0
- (17) 1731 E Friar Ave. - 0
- (18) 1709 E Friar Ave. - 0
- (19) 1802 E. Desert Park Ln. - 1
- (20) 1802 E. Desert Park Ln. - 2

Check one or more Links in the list of Links above.

COP Gallons, PCA Gallons and Variance by Month



Water Usage Graphs for 2017 by Link

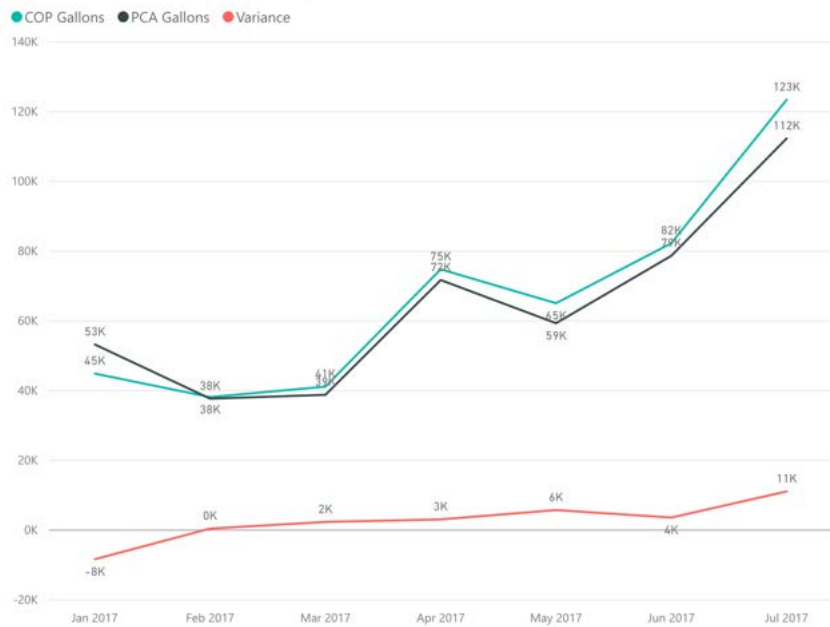
Link 11 Jan to Jul 2017

Meter Address

- (01) 1934 E. Linger Lane - 1
- (02) 1934 E. Linger Lane - 1
- (03) 1926 E. Winter Dr. - 0
- (04) 1926 E. Winter Dr. - 0
- (05) 1802 E Winter Dr. - 0
- (06) 1802 E Winter Dr. - 0
- (07) 1926 E. Lane Ave - 0
- (08) 1926 E. Augusta Ave. - 0
- (09) 7718 N. Dreamy Draw Dr. - 0
- (10) 7710 N. Dreamy Draw Dr. - 0
- (11) 1802 E. Augusta Ave. - 0
- (12) 1802 E. Lane Ave. - 0
- (13) 1752 E. Belmont Ave. - 0
- (14) 1736 E. Belmont Ave. - 0
- (15) 7701 N. 17th Pl. - 1
- (16) 7701 N. 17th Pl. - 0
- (17) 1731 E Friar Ave. - 0
- (18) 1709 E Friar Ave. - 0
- (19) 1802 E. Desert Park Ln. - 1
- (20) 1802 E. Desert Park Ln. - 2

Check one or more Links in the list of Links above.

COP Gallons, PCA Gallons and Variance by Month



Link 12 Jan to Jul 2017

Meter Address

- (01) 1934 E. Linger Lane - 1
- (02) 1934 E. Linger Lane - 1
- (03) 1926 E. Winter Dr. - 0
- (04) 1926 E. Winter Dr. - 0
- (05) 1802 E Winter Dr. - 0
- (06) 1802 E Winter Dr. - 0
- (07) 1926 E. Lane Ave - 0
- (08) 1926 E. Augusta Ave. - 0
- (09) 7718 N. Dreamy Draw Dr. - 0
- (10) 7710 N. Dreamy Draw Dr. - 0
- (11) 1802 E. Augusta Ave. - 0
- (12) 1802 E. Lane Ave. - 0
- (13) 1752 E. Belmont Ave. - 0
- (14) 1736 E. Belmont Ave. - 0
- (15) 7701 N. 17th Pl. - 1
- (16) 7701 N. 17th Pl. - 0
- (17) 1731 E Friar Ave. - 0
- (18) 1709 E Friar Ave. - 0
- (19) 1802 E. Desert Park Ln. - 1
- (20) 1802 E. Desert Park Ln. - 2

Check one or more Links in the list of Links above.

COP Gallons, PCA Gallons and Variance by Month



Water Usage Graphs for 2017 by Link

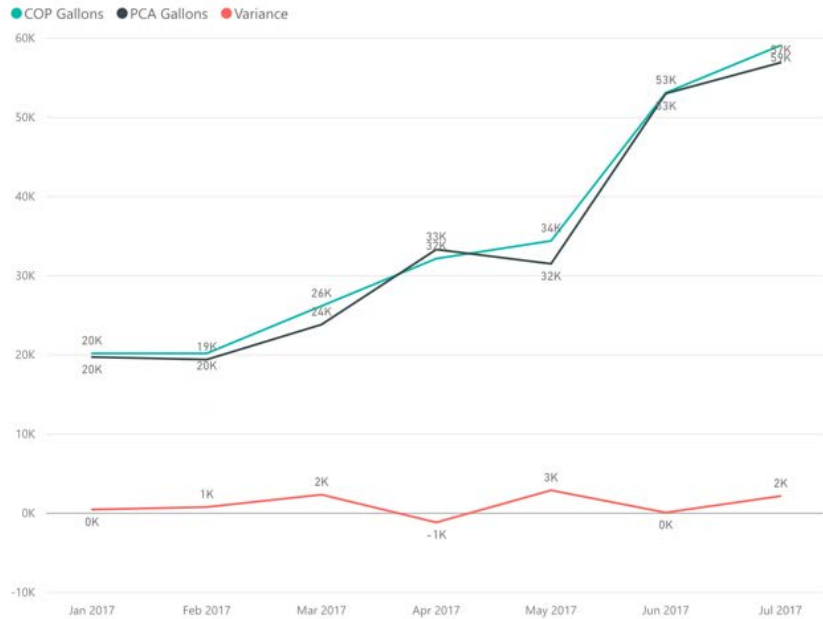
Link 13 Jan to Jul 2017

Meter Address

- (01) 1934 E. Linger Lane - 1
- (02) 1934 E. Linger Lane - 1
- (03) 1926 E. Winter Dr. - 0
- (04) 1926 E. Winter Dr. - 0
- (05) 1802 E Winter Dr. - 0
- (06) 1802 E Winter Dr. - 0
- (07) 1926 E. Lane Ave - 0
- (08) 1926 E. Augusta Ave. - 0
- (09) 7718 N. Dreamy Draw Dr. - 0
- (10) 7710 N. Dreamy Draw Dr. - 0
- (11) 1802 E. Augusta Ave. - 0
- (12) 1802 E. Lane Ave. - 0
- (13) 1752 E. Belmont Ave. - 0
- (14) 1736 E. Belmont Ave. - 0
- (15) 7701 N. 17th Pl. - 1
- (16) 7701 N. 17th Pl. - 0
- (17) 1731 E Friar Ave. - 0
- (18) 1709 E Friar Ave. - 0
- (19) 1802 E. Desert Park Ln. - 1
- (20) 1802 E. Desert Park Ln. - 2

Check one or more Links in the list of Links above.

COP Gallons, PCA Gallons and Variance by Month



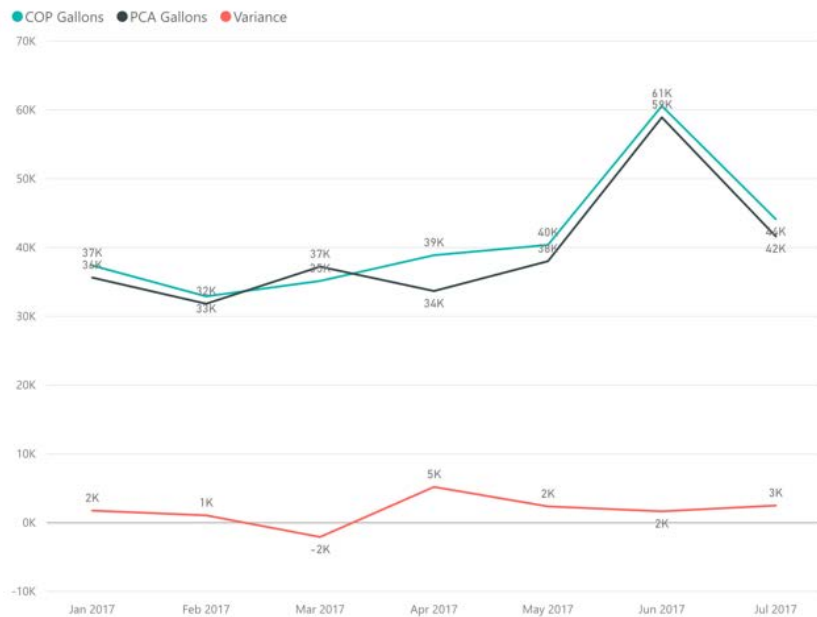
Link 14 Jan to Jul 2017

Meter Address

- (01) 1934 E. Linger Lane - 1
- (02) 1934 E. Linger Lane - 1
- (03) 1926 E. Winter Dr. - 0
- (04) 1926 E. Winter Dr. - 0
- (05) 1802 E Winter Dr. - 0
- (06) 1802 E Winter Dr. - 0
- (07) 1926 E. Lane Ave - 0
- (08) 1926 E. Augusta Ave. - 0
- (09) 7718 N. Dreamy Draw Dr. - 0
- (10) 7710 N. Dreamy Draw Dr. - 0
- (11) 1802 E. Augusta Ave. - 0
- (12) 1802 E. Lane Ave. - 0
- (13) 1752 E. Belmont Ave. - 0
- (14) 1736 E. Belmont Ave. - 0
- (15) 7701 N. 17th Pl. - 1
- (16) 7701 N. 17th Pl. - 0
- (17) 1731 E Friar Ave. - 0
- (18) 1709 E Friar Ave. - 0
- (19) 1802 E. Desert Park Ln. - 1
- (20) 1802 E. Desert Park Ln. - 2

Check one or more Links in the list of Links above.

COP Gallons, PCA Gallons and Variance by Month



Water Usage Graphs for 2017 by Link

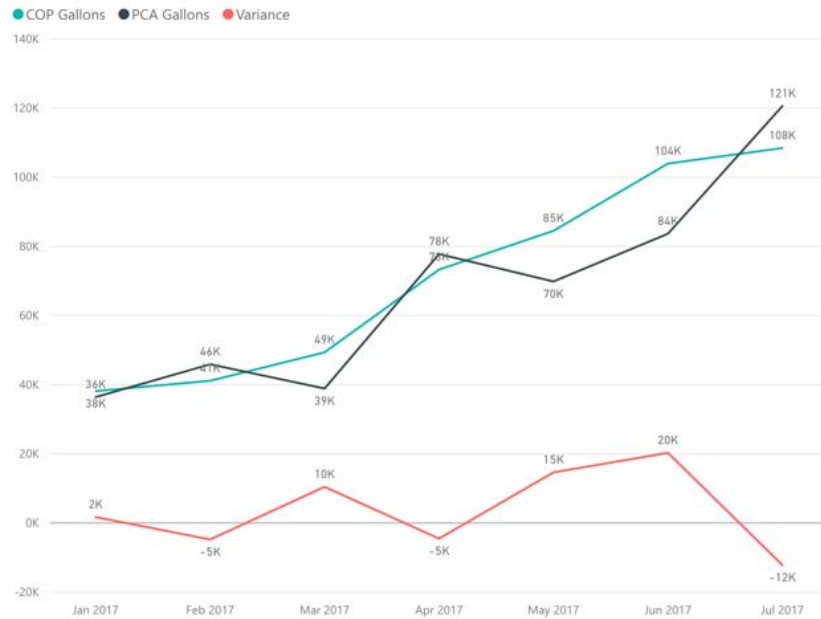
Link 15 Jan to Jul 2017

Meter Address

- (01) 1934 E. Linger Lane - 1
- (02) 1934 E. Linger Lane - 1
- (03) 1926 E. Winter Dr. - 0
- (04) 1926 E. Winter Dr. - 0
- (05) 1802 E Winter Dr. - 0
- (06) 1802 E Winter Dr. - 0
- (07) 1926 E. Lane Ave - 0
- (08) 1926 E. Augusta Ave. - 0
- (09) 7718 N. Dreamy Draw Dr. - 0
- (10) 7710 N. Dreamy Draw Dr. - 0
- (11) 1802 E. Augusta Ave. - 0
- (12) 1802 E. Lane Ave. - 0
- (13) 1752 E. Belmont Ave. - 0
- (14) 1736 E. Belmont Ave. - 0
- (15) 7701 N. 17th Pl. - 1
- (16) 7701 N. 17th Pl. - 0
- (17) 1731 E Friar Ave. - 0
- (18) 1709 E Friar Ave. - 0
- (19) 1802 E. Desert Park Ln. - 1
- (20) 1802 E. Desert Park Ln. - 2

Check one or more Links in the list of Links above.

COP Gallons, PCA Gallons and Variance by Month



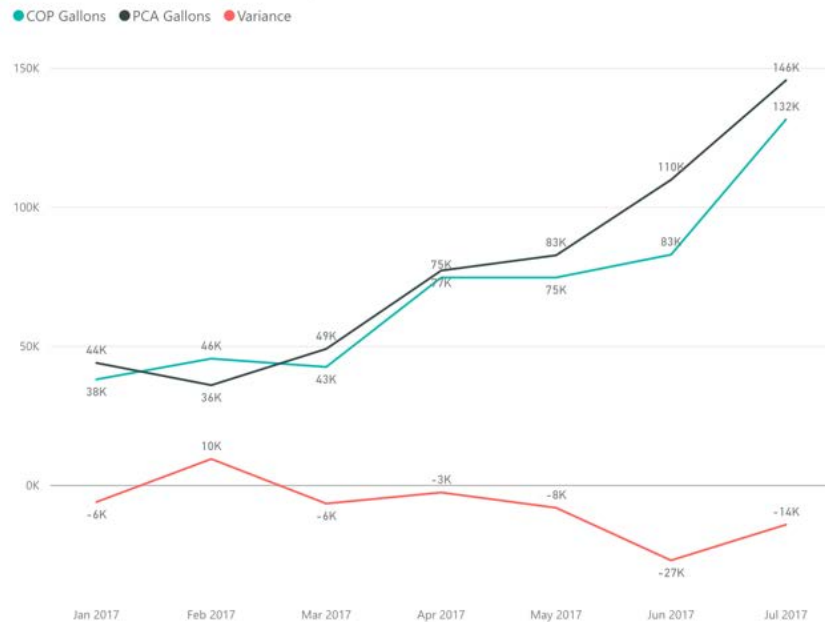
Link 16 Jan to Jul 2017

Meter Address

- (01) 1934 E. Linger Lane - 1
- (02) 1934 E. Linger Lane - 1
- (03) 1926 E. Winter Dr. - 0
- (04) 1926 E. Winter Dr. - 0
- (05) 1802 E Winter Dr. - 0
- (06) 1802 E Winter Dr. - 0
- (07) 1926 E. Lane Ave - 0
- (08) 1926 E. Augusta Ave. - 0
- (09) 7718 N. Dreamy Draw Dr. - 0
- (10) 7710 N. Dreamy Draw Dr. - 0
- (11) 1802 E. Augusta Ave. - 0
- (12) 1802 E. Lane Ave. - 0
- (13) 1752 E. Belmont Ave. - 0
- (14) 1736 E. Belmont Ave. - 0
- (15) 7701 N. 17th Pl. - 1
- (16) 7701 N. 17th Pl. - 0
- (17) 1731 E Friar Ave. - 0
- (18) 1709 E Friar Ave. - 0
- (19) 1802 E. Desert Park Ln. - 1
- (20) 1802 E. Desert Park Ln. - 2

Check one or more Links in the list of Links above.

COP Gallons, PCA Gallons and Variance by Month



Water Usage Graphs for 2017 by Link

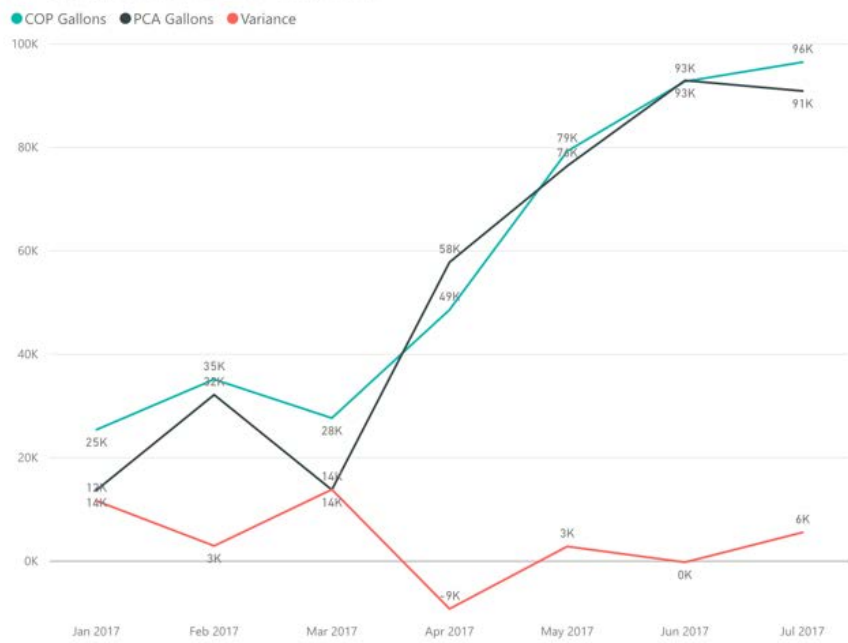
Link 17 Jan to Jul 2017

Meter Address

- (01) 1934 E. Linger Lane - 1
- (02) 1934 E. Linger Lane - 1
- (03) 1926 E. Winter Dr. - 0
- (04) 1926 E. Winter Dr. - 0
- (05) 1802 E Winter Dr. - 0
- (06) 1802 E Winter Dr. - 0
- (07) 1926 E. Lane Ave - 0
- (08) 1926 E. Augusta Ave. - 0
- (09) 7718 N. Dreamy Draw Dr. - 0
- (10) 7710 N. Dreamy Draw Dr. - 0
- (11) 1802 E. Augusta Ave. - 0
- (12) 1802 E. Lane Ave. - 0
- (13) 1752 E. Belmont Ave. - 0
- (14) 1736 E. Belmont Ave. - 0
- (15) 7701 N. 17th Pl. - 1
- (16) 7701 N. 17th Pl. - 0
- (17) 1731 E Friar Ave. - 0
- (18) 1709 E Friar Ave. - 0
- (19) 1802 E. Desert Park Ln. - 1
- (20) 1802 E. Desert Park Ln. - 2

Check one or more Links in the list of Links above.

COP Gallons, PCA Gallons and Variance by Month



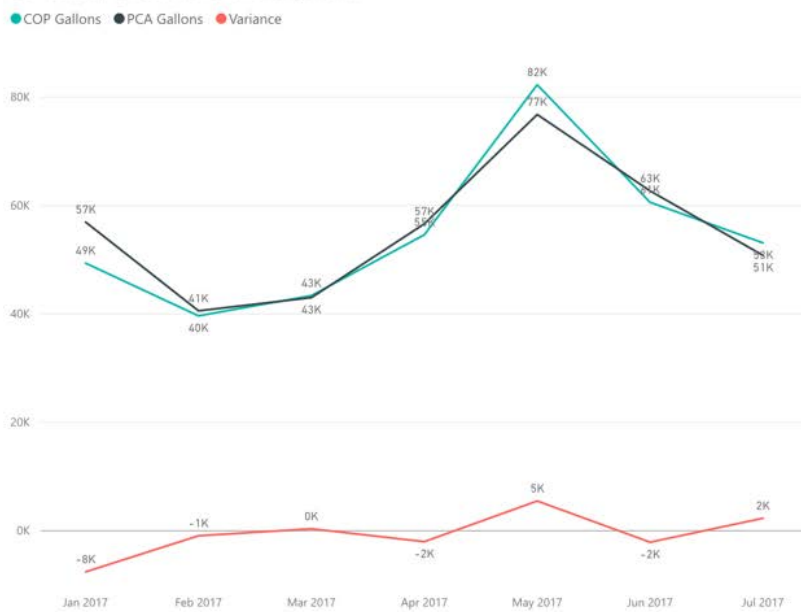
Link 18 Jan to Jul 2017

Meter Address

- (01) 1934 E. Linger Lane - 1
- (02) 1934 E. Linger Lane - 1
- (03) 1926 E. Winter Dr. - 0
- (04) 1926 E. Winter Dr. - 0
- (05) 1802 E Winter Dr. - 0
- (06) 1802 E Winter Dr. - 0
- (07) 1926 E. Lane Ave - 0
- (08) 1926 E. Augusta Ave. - 0
- (09) 7718 N. Dreamy Draw Dr. - 0
- (10) 7710 N. Dreamy Draw Dr. - 0
- (11) 1802 E. Augusta Ave. - 0
- (12) 1802 E. Lane Ave. - 0
- (13) 1752 E. Belmont Ave. - 0
- (14) 1736 E. Belmont Ave. - 0
- (15) 7701 N. 17th Pl. - 1
- (16) 7701 N. 17th Pl. - 0
- (17) 1731 E Friar Ave. - 0
- (18) 1709 E Friar Ave. - 0
- (19) 1802 E. Desert Park Ln. - 1
- (20) 1802 E. Desert Park Ln. - 2

Check one or more Links in the list of Links above.

COP Gallons, PCA Gallons and Variance by Month



Water Usage Graphs for 2017 by Link

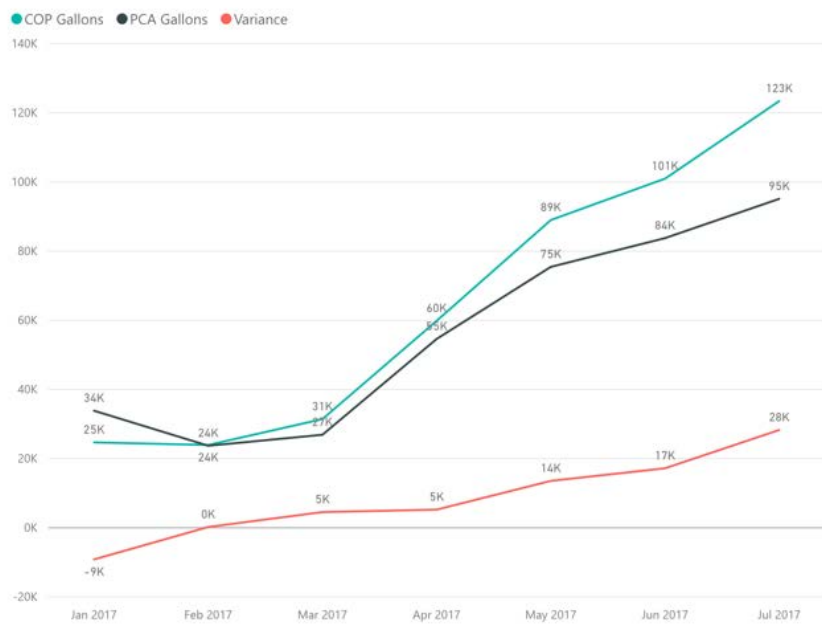
Link 19 Jan to Jul 2017

Meter Address

- (01) 1934 E. Linger Lane - 1
- (02) 1934 E. Linger Lane - 1
- (03) 1926 E. Winter Dr. - 0
- (04) 1926 E. Winter Dr. - 0
- (05) 1802 E Winter Dr. - 0
- (06) 1802 E Winter Dr. - 0
- (07) 1926 E. Lane Ave - 0
- (08) 1926 E. Augusta Ave. - 0
- (09) 7718 N. Dreamy Draw Dr. - 0
- (10) 7710 N. Dreamy Draw Dr. - 0
- (11) 1802 E. Augusta Ave. - 0
- (12) 1802 E. Lane Ave. - 0
- (13) 1752 E, Belmont Ave. - 0
- (14) 1736 E, Belmont Ave. - 0
- (15) 7701 N. 17th Pl. - 1
- (16) 7701 N. 17th Pl. - 0
- (17) 1731 E Friar Ave. - 0
- (18) 1709 E Friar Ave. - 0
- (19) 1802 E. Desert Park Ln. - 1
- (20) 1802 E. Desert Park Ln. - 2

Check one or more Links in the list of Links above.

COP Gallons, PCA Gallons and Variance by Month



Link 20 Jan to Jul 2017

Meter Address

- (01) 1934 E. Linger Lane - 1
- (02) 1934 E. Linger Lane - 1
- (03) 1926 E. Winter Dr. - 0
- (04) 1926 E. Winter Dr. - 0
- (05) 1802 E Winter Dr. - 0
- (06) 1802 E Winter Dr. - 0
- (07) 1926 E. Lane Ave - 0
- (08) 1926 E. Augusta Ave. - 0
- (09) 7718 N. Dreamy Draw Dr. - 0
- (10) 7710 N. Dreamy Draw Dr. - 0
- (11) 1802 E. Augusta Ave. - 0
- (12) 1802 E. Lane Ave. - 0
- (13) 1752 E, Belmont Ave. - 0
- (14) 1736 E, Belmont Ave. - 0
- (15) 7701 N. 17th Pl. - 1
- (16) 7701 N. 17th Pl. - 0
- (17) 1731 E Friar Ave. - 0
- (18) 1709 E Friar Ave. - 0
- (19) 1802 E. Desert Park Ln. - 1
- (20) 1802 E. Desert Park Ln. - 2

Check one or more Links in the list of Links above.

COP Gallons, PCA Gallons and Variance by Month

